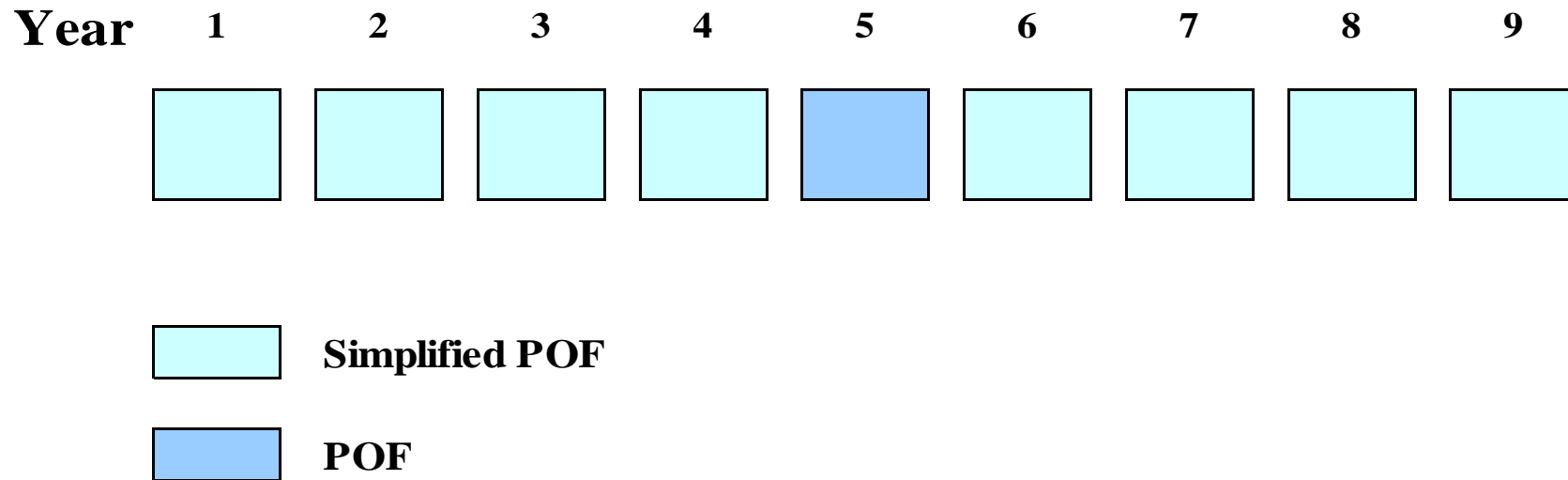


Comparing Income Results: Simplified POF Pilot Test vs POF 2008-2009

Prepared for the IARIW-IBGE 2013 conference on Income, Wealth and Well-being in Latin America

IBGE panel discussion: September 13, 9:00-10:30



Space:

POF: Brazil and Major Regions (total, urban and rural), Federations Units (total and urban), Metropolitan Regions and capital municipalities (urban)

POF Simplified: Brazil, Major Regions, Federations Units (total).

Questionnaires

- POF 1 – Household and resident characteristics
- POF 2 – Collective acquisition
- POF 3 – Collective acquisition booklet
- POF 4 – Individual acquisition
- **POF 5 – Individual Labor and Income**
- POF 6 – Living conditions evaluation
- Supplements

Simplified POF Pilot Test:

- **Model 1:**

Is the questionnaire model most similar to POF.

But the numbers of incomes components were reduced from 113 to 45.

- **Model 2:**

Alters questionnaire's flow.

Asks about net income before asks the gross income value.

Asks the income normally received for the work.

Uses the term “retirada” (withdrawal) to question employers and self employed workers incomes.

Has only 11 incomes components.

- **Model 3:**

Alters questionnaire's flow.

Has only 9 incomes components.

Asks if the person received each one of those income types asks about any value.

Fourth quarter of POF 2008-2009 (February-June 2009)

Same sectors selected

2 Regions

South:

Paraná

Santa Catarina

Rio Grande do Sul

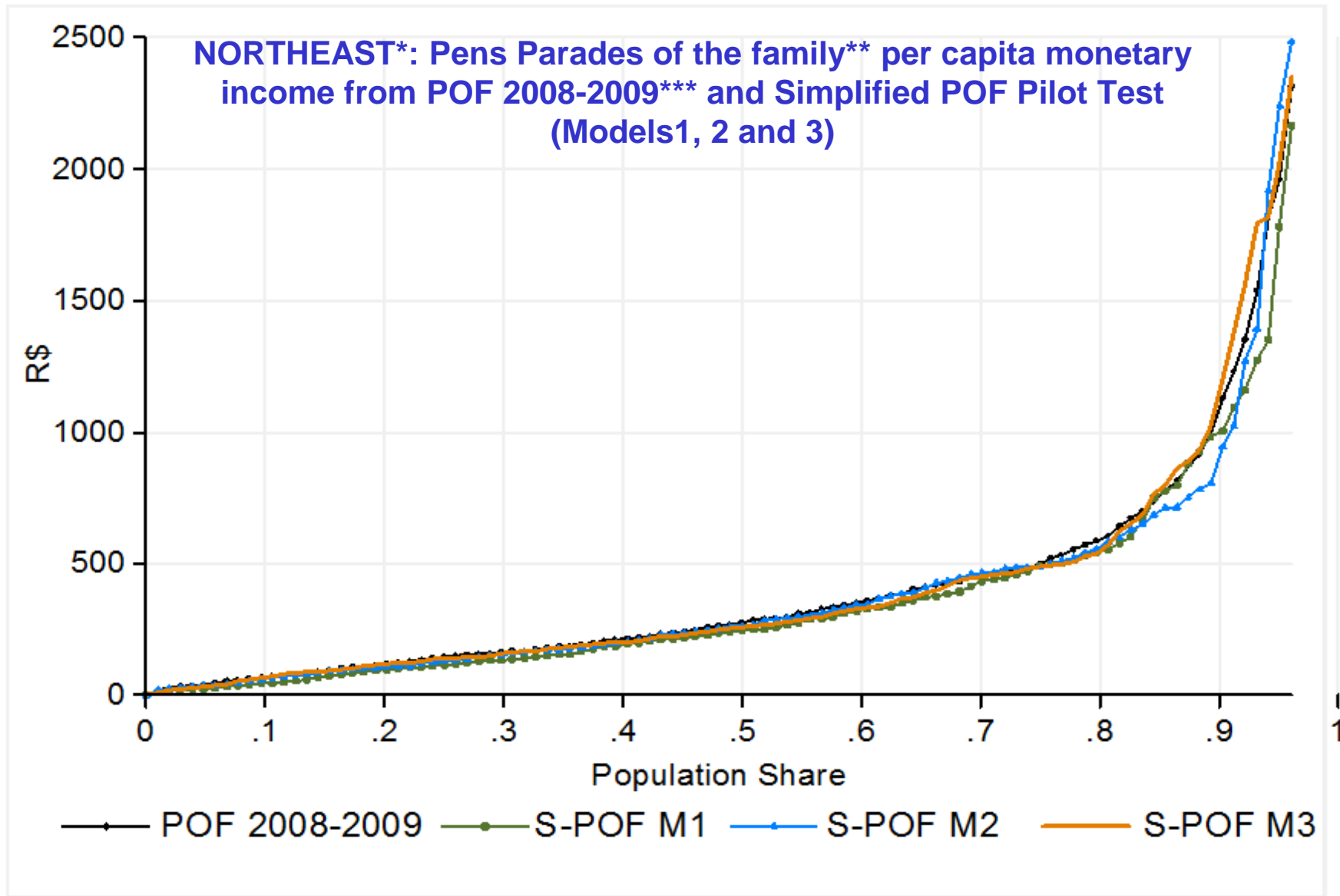
Northeast - only 4 States:

Ceará,

Rio Grande do Norte

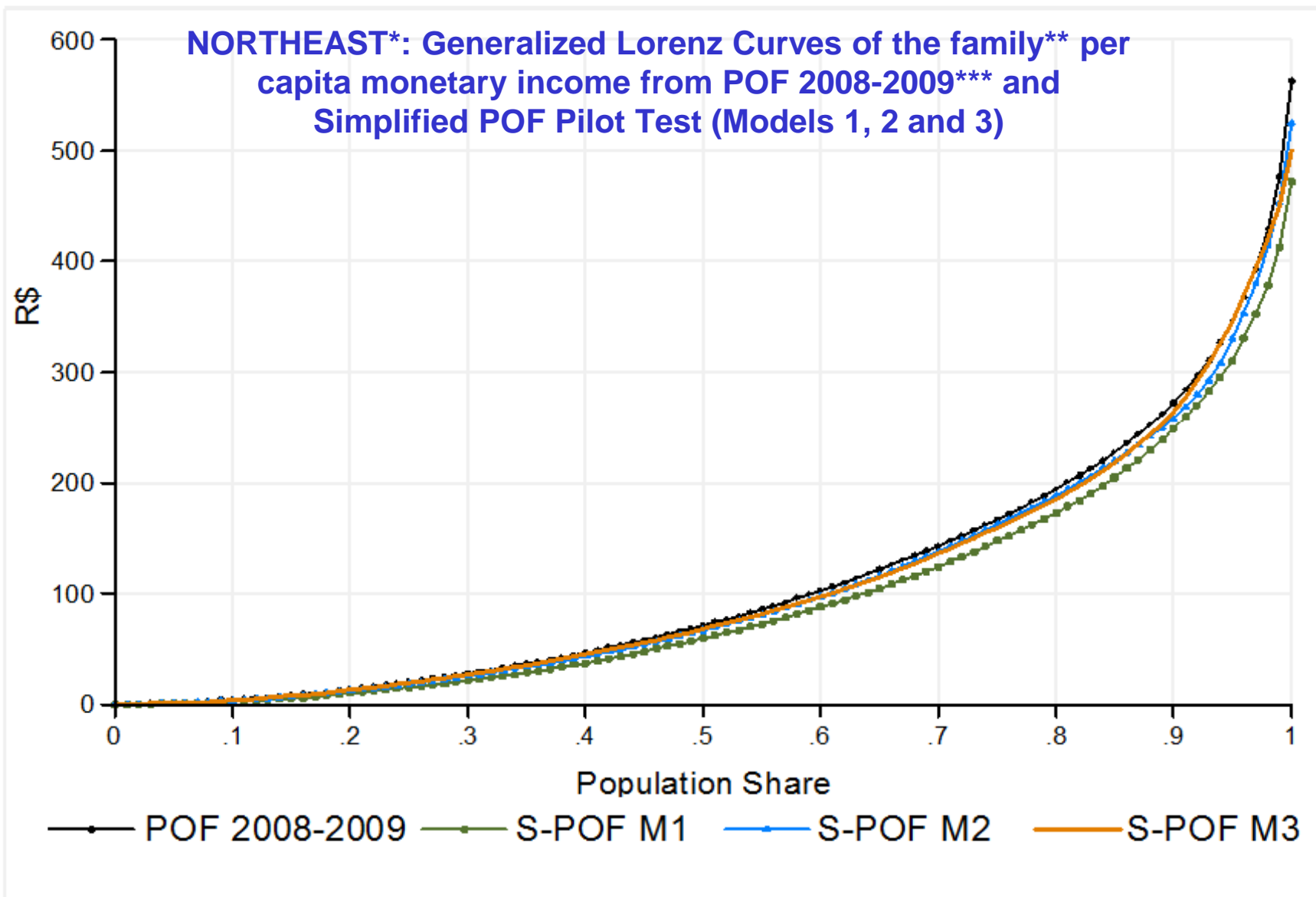
Paraíba

Pernambuco



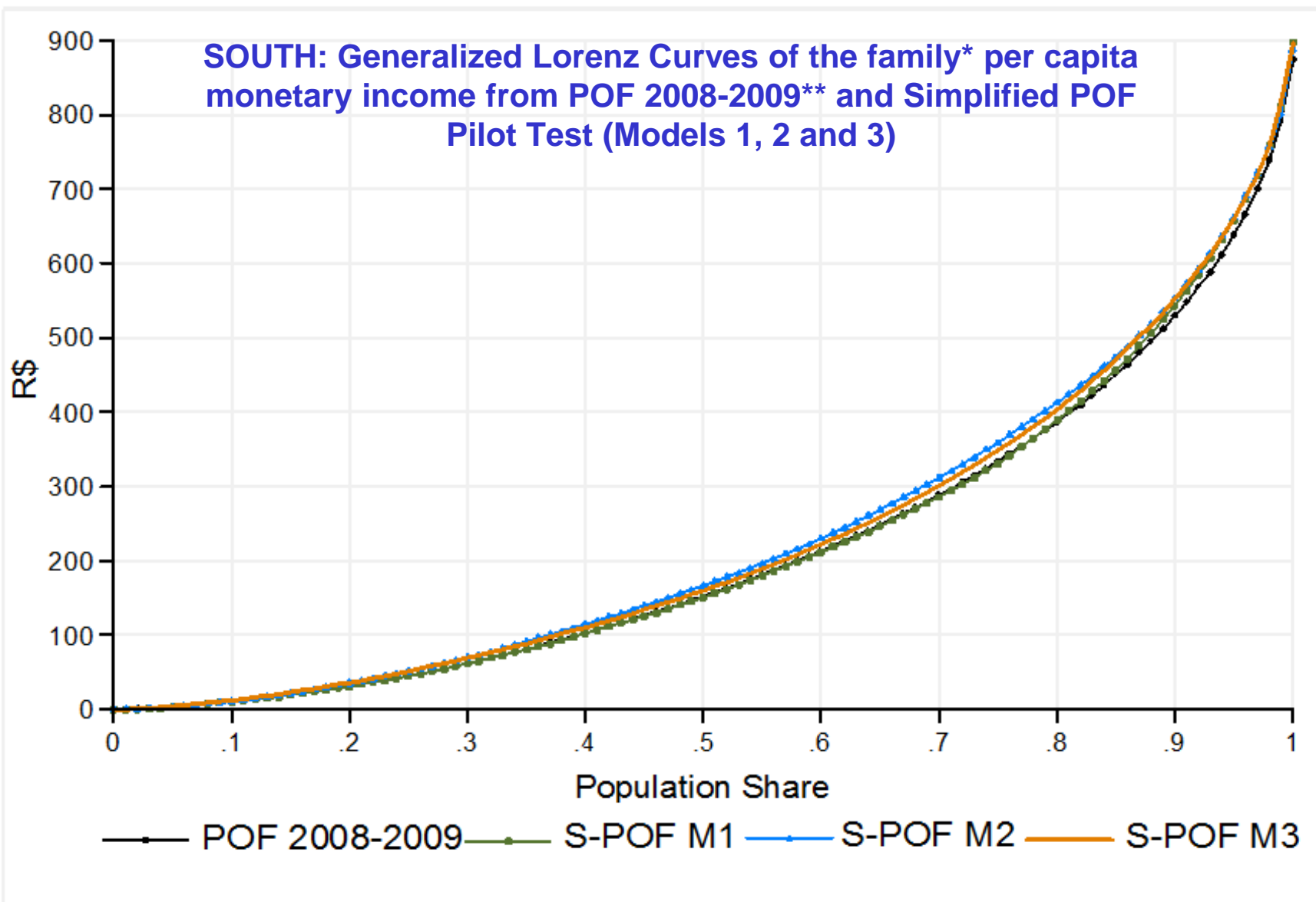
Source: IBGE, POF 2008-2009 and Simplified POF Pilot Test 2009.

* Only Ceará, Rio Grande do Norte, Paraíba and Pernambuco. ** The term "family" is used to indicate: Consumer Unit. *** Only data from the fourth quarter of the States selected for the Simplified POF Pilot Test 2009.



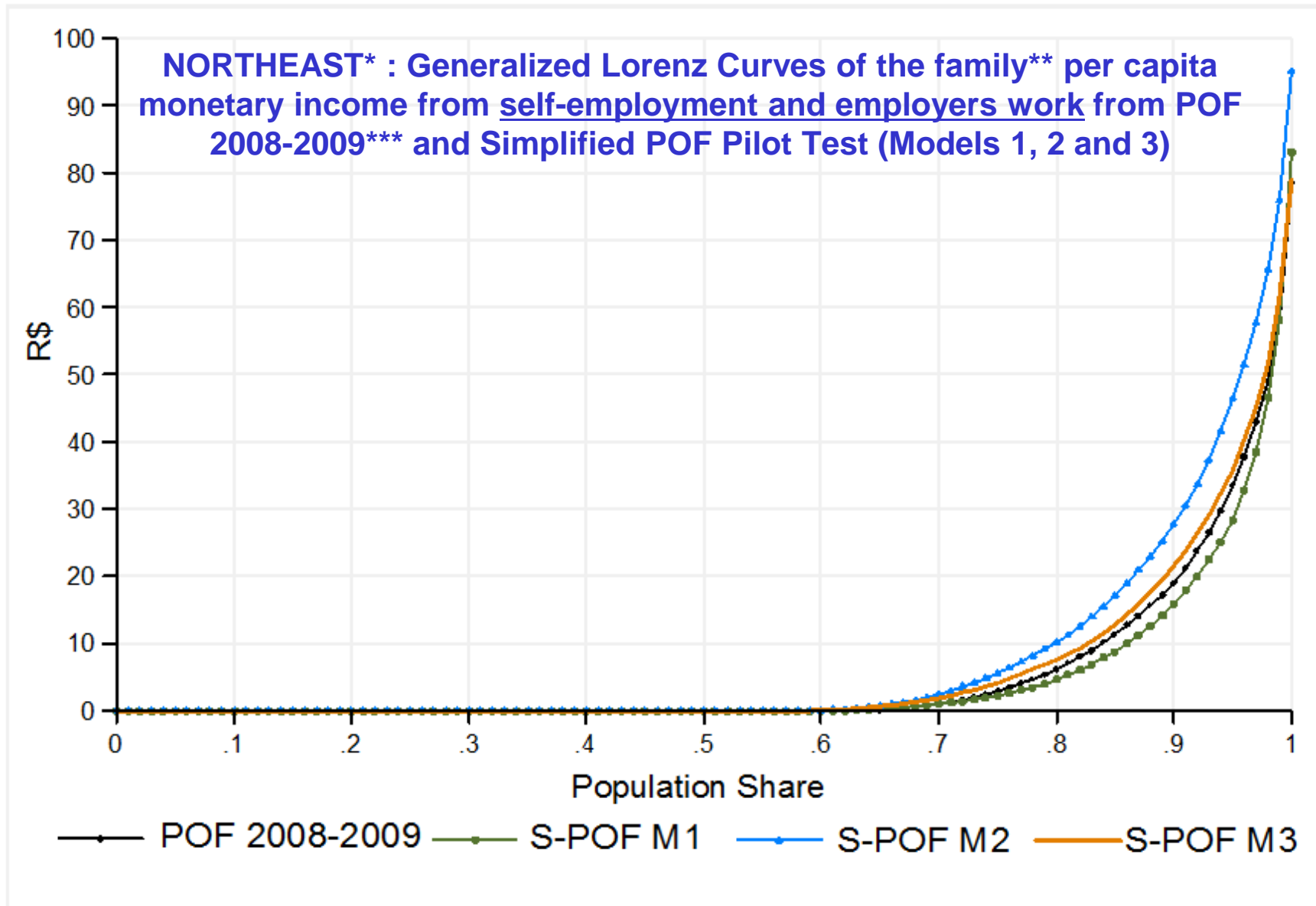
Source: IBGE, POF 2008-2009 and Simplified POF Pilot Test 2009.

* Only Ceará, Rio Grande do Norte, Paraíba and Pernambuco. ** The term "family" is used to indicate: Consumer Unit. *** Only data from the fourth quarter of the States selected for the Simplified POF Pilot Test 2009.



Source: IBGE, POF 2008-2009 and Simplified POF Pilot Test 2009.

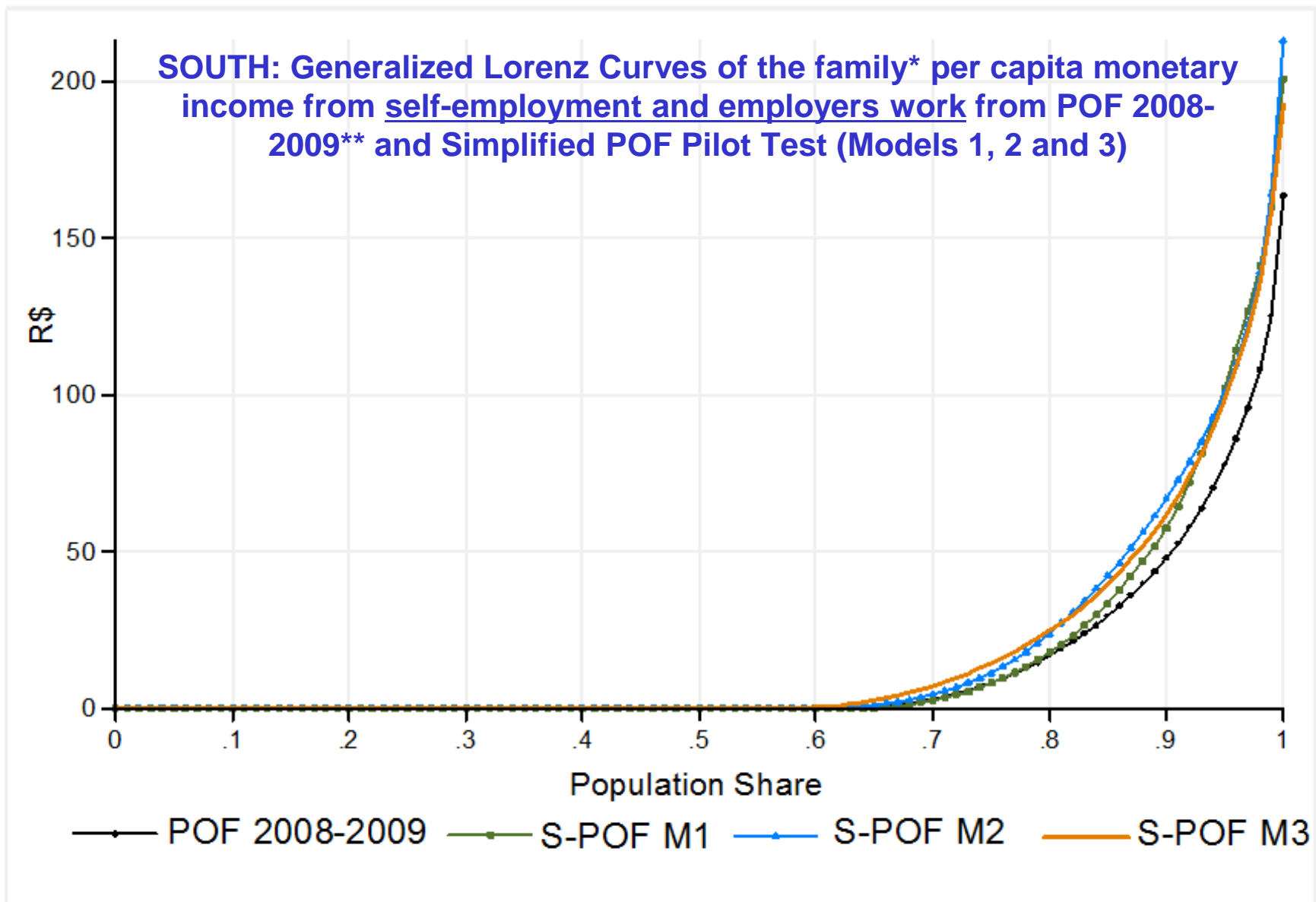
*The term "family" is used to indicate: Consumer Unit. ** Only data from the fourth quarter of the States selected for the Simplified POF Pilot Test 2009.



Source: IBGE, POF 2008-2009 and Simplified POF Pilot Test 2009.

* Only Ceará, Rio Grande do Norte, Paraíba and Pernambuco. ** The term "family" is used to indicate: Consumer Unit.

*** Only data from the fourth quarter of the States selected for the Simplified POF Pilot Test 2009.



Source: IBGE, POF 2008-2009 and Simplified POF Pilot Test 2009.

* The term "family" is used to indicate: Consumer Unit. ** Only data from the fourth quarter of the States selected for the Simplified POF Pilot Test 2009.

Family* per capita monetary income from self-employment and employers work from POF 2008-2009** and Simplified POF Pilot Test (Models 1, 2 and 3)

TOBIT		Marginal effect		
		P(Y > 0 X)	E(Y X , Y > 0)	E(Y X)
S-POF M1	38.98	0.02	11.16	13.52
se	43.88	0.02	12.66	15.42
p-value	0.38	0.37	0.38	0.38
S-POF M2	88.05	0.04	25.44	31.02
	39.29	0.02	11.53	14.22
	0.03	0.02	0.03	0.03
S-POF M3	80.55	0.04	23.24	28.31
	34.85	0.02	10.19	12.53
	0.02	0.02	0.02	0.02
Region(South)	127.77	0.06	36.14	43.36
	31.75	0.01	9.05	10.95
	0.00	0.00	0.00	0.00
constant	-461.52			
	58.48			
	0.00			
sigma (σ)	833.82			
N	7441			
F (p-valor)	0.000			

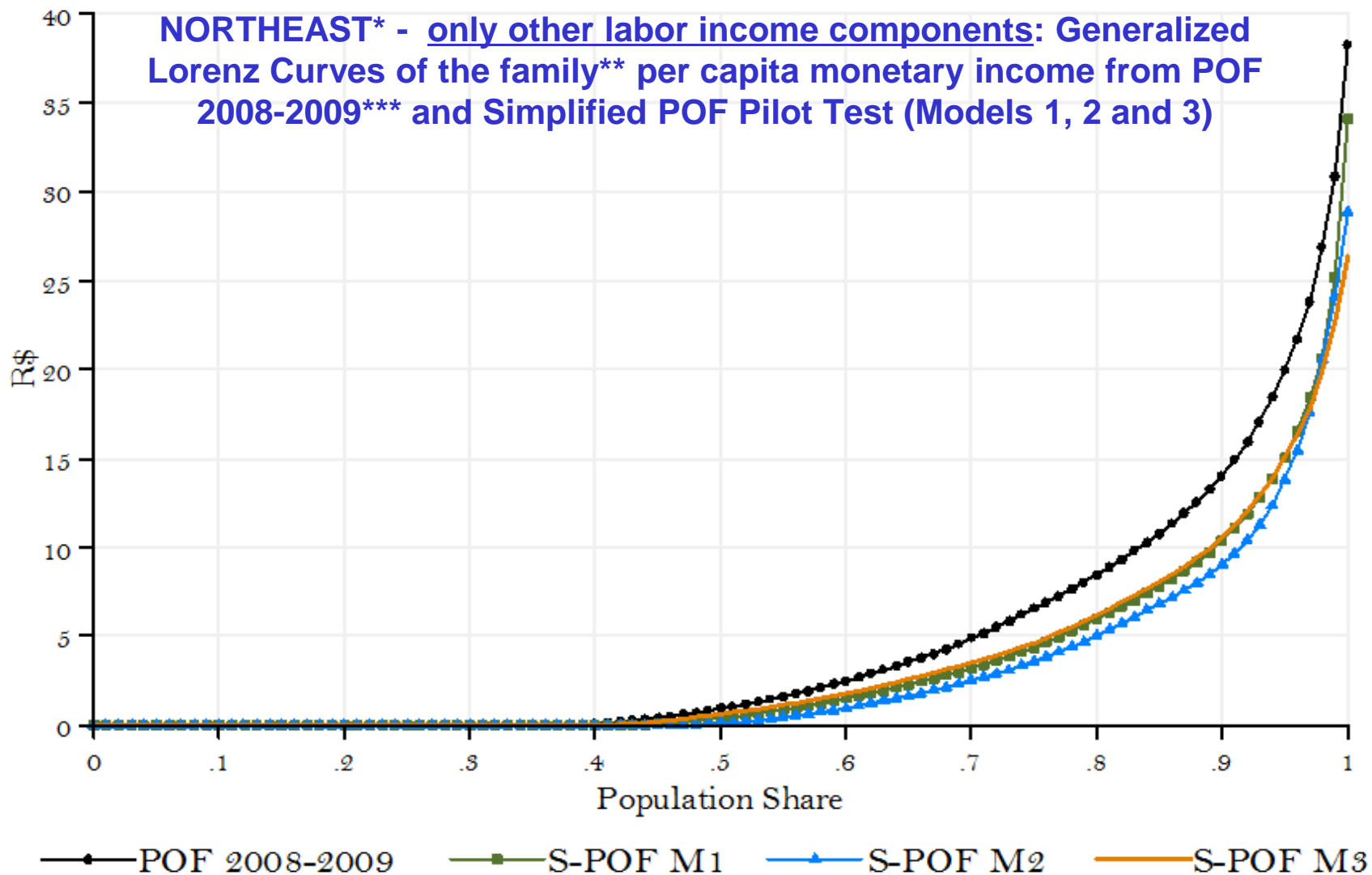
Sorce: IBGE, POF 2008-2009 and Simplified POF Pilot Test 2009.

* The term "family" is used to indicate: Consumer Unit. ** Only data from the fourth quarter of the States selected for the Simplified POF Pilot Test 2009.

“Other labor income components”:

S-POF Models 2 and 3	Décimo terceiro salário, férias, PIS/PASEP, FGTS, indenização trabalhista ou participação nos lucros	13 ^o salary, vacation, PIS/PASEP, FGTS, labor indemnification, profit sharing
S-POF Model 1	Décimo terceiro salário Férias e adono de férias Saque do FGTS Saque, rendimento e abono do pis/pasep Comissão de vendas, participação nos lucros (empregado), hora extra, gratificação (esporádica) Indenização trabalhista, rescisão contratual	13 ^o salary Vacation FGTS withdrawal PIS/PASEP income, allowance and withdrawal Commissions (sporadic), profit sharing (employees), overtime, gratification (sporadic) Labor indemnification, contract rescission
POF 2008-2009	Rendimento e abono do PIS/PASEP Saque do PIS/PASEP Ação judicial trabalhista Décimo terceiro salário Férias Diferença salarial Aviso prévio Hora extra Revisão contratual Participação nos lucros de empresa (empregado) Comissão de venda (esporádica) Saque do FGTS Indenização trabalhista	PIS/PASEP income and allowance PIS/PASEP withdrawal Labor lawsuit 13 ^o salary Vacation Wage difference Severance and termination pay Overtime Contract review Profit sharing (employees) Commissions (sporadic) FGTS withdrawal Labor indemnification

NORTHEAST* - only other labor income components: Generalized Lorenz Curves of the family per capita monetary income from POF 2008-2009*** and Simplified POF Pilot Test (Models 1, 2 and 3)**

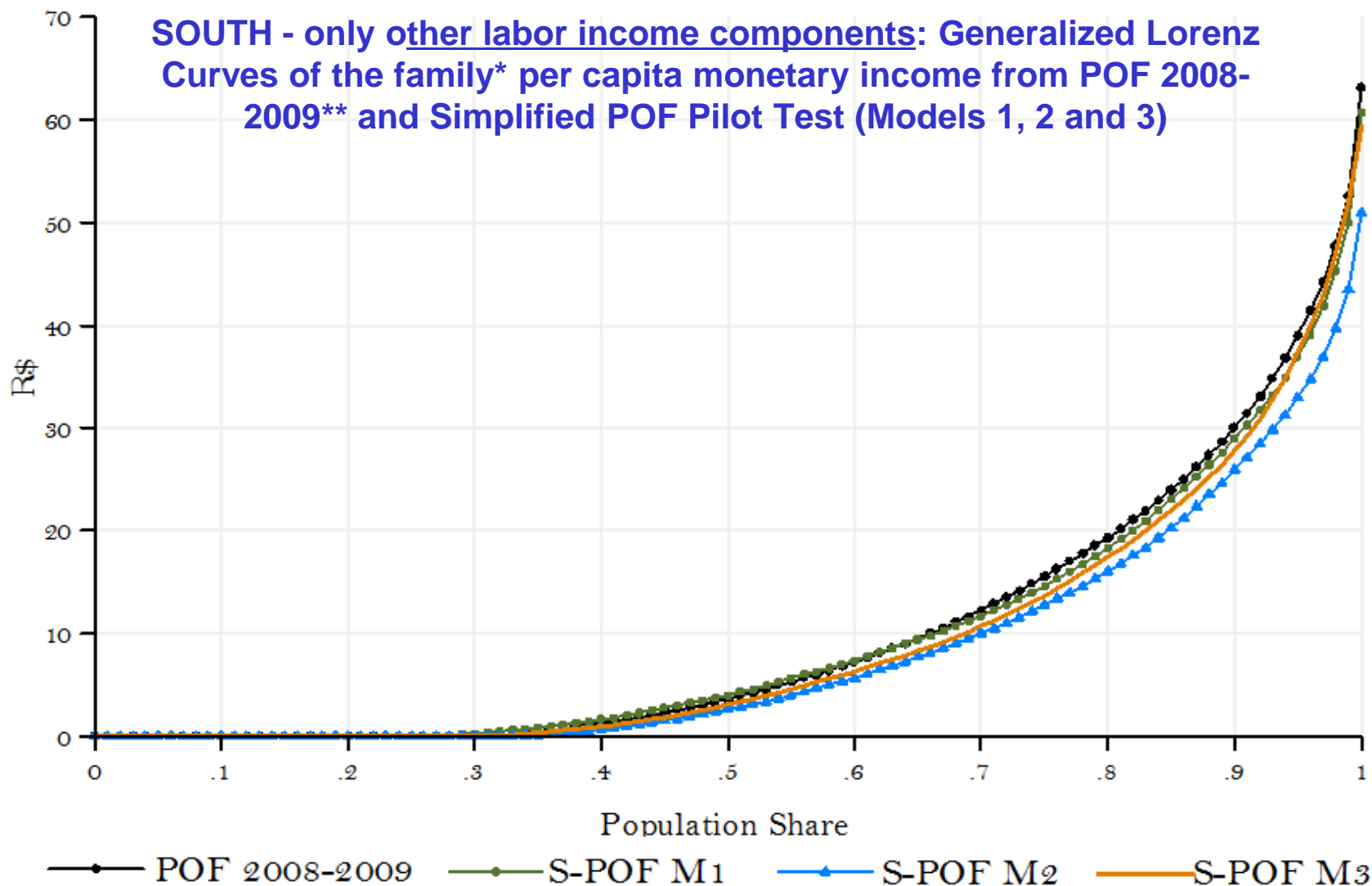


Source: IBGE, POF 2008-2009 and Simplified POF Pilot Test 2009.

* Only Ceará, Rio Grande do Norte, Paraíba and Pernambuco. ** The term "family" is used to indicate: Consumer Unit.

*** Only data from the fourth quarter of the States selected for the Simplified POF Pilot Test 2009.

SOUTH - only other labor income components: Generalized Lorenz Curves of the family* per capita monetary income from POF 2008-2009 and Simplified POF Pilot Test (Models 1, 2 and 3)**



Source: IBGE, POF 2008-2009 and Simplified POF Pilot Test 2009.

* The term "family" is used to indicate: Consumer Unit. ** Only data from the fourth quarter of the States selected for the Simplified POF Pilot Test 2009.

Only other labor income components: family per capita monetary income from POF 2008-2009*** and Simplified POF Pilot Test (Models 1, 2 and 3)**

TOBIT		Marginal Effects		
		P(Y > 0 X)	E(Y X , Y > 0)	E(Y X)
S-POF M1	-3.75	-0.01	-1.40	-1.94
se	7.11	0.02	2.64	3.66
p-value	0.60	0.60	0.60	0.60
S-POF M2	-20.55	-0.06	-7.53	-10.38
	7.29	0.02	2.59	3.54
	0.01	0.00	0.00	0.00
S-POF M3	-10.32	-0.03	-3.82	-5.29
	5.41	0.01	1.97	2.71
	0.06	0.05	0.05	0.05
Region(South)	46.62	0.13	17.27	23.86
	9.60	0.03	3.44	4.69
	0.00	0.00	0.00	0.00
Constant	-10.41			
	8.68			
	0.23			
sigma (σ)	142.03			
N	7441			
F (p-valor)	0.000			

Source: IBGE, POF 2008-2009 and Simplified POF Pilot Test 2009.

* The term "family" is used to indicate: Consumer Unit. ** Only data from the fourth quarter of the States selected for the Simplified POF Pilot Test 2009.

Thank you

Leonardo Santos de Oliveira – IBGE